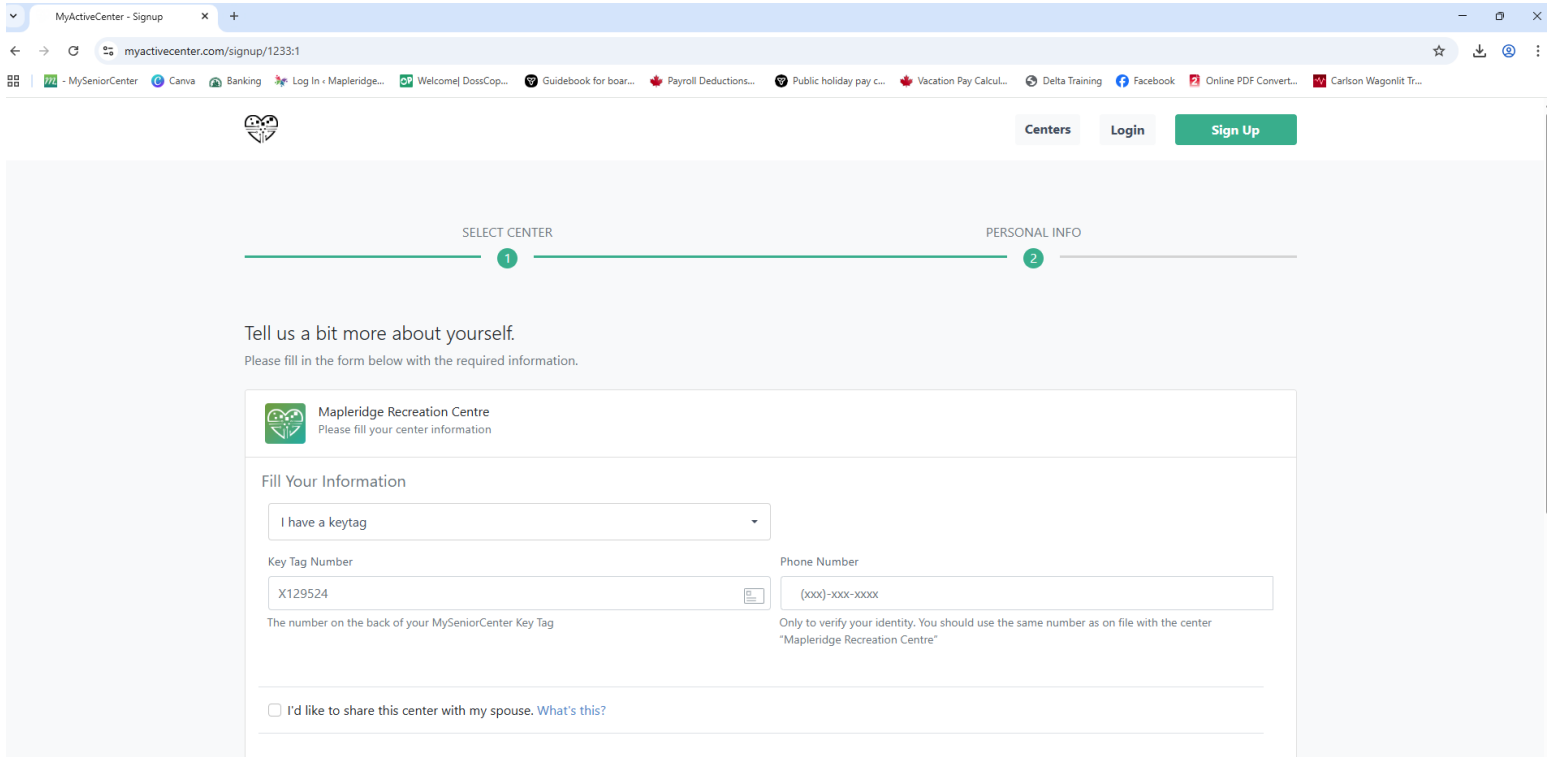


MY ACTIVE CENTRE (MAC) INSTRUCTIONS

STEP ONE: Visit <https://myactivecenter.com/signup/1233:1> to sign up!



MyActiveCenter - Signup

myactivecenter.com/signup/1233:1

Centers Login Sign Up

SELECT CENTER 1 PERSONAL INFO 2

Tell us a bit more about yourself.
Please fill in the form below with the required information.

Mapleridge Recreation Centre
Please fill your center information

Fill Your Information

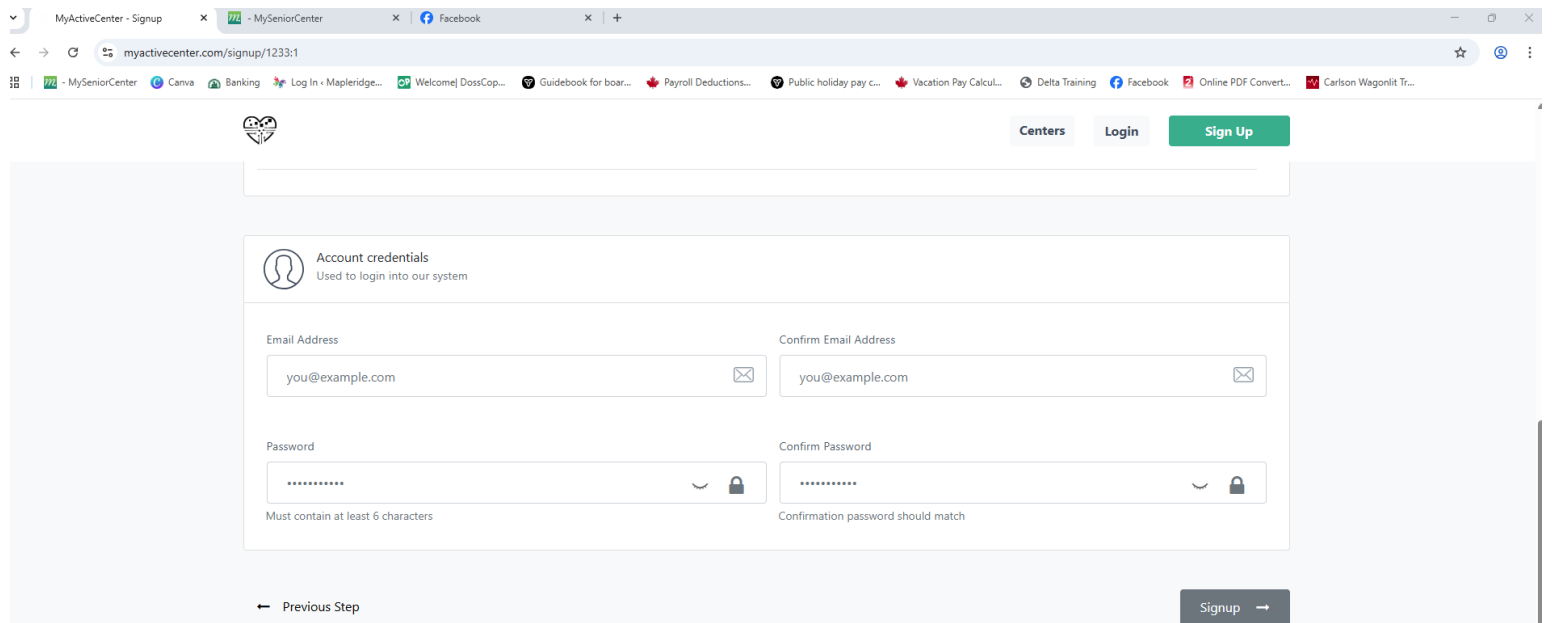
I have a keytag

Key Tag Number
X129524
The number on the back of your MySeniorCenter Key Tag

Phone Number
(xxx)-xxx-xxxx
Only to verify your identity. You should use the same number as on file with the center "Mapleridge Recreation Centre"

I'd like to share this center with my spouse. [What's this?](#)

STEP TWO: Enter your key tag under "Key Tag Number" and your phone number to link your account from My Senior Centre to My Active Centre.



MyActiveCenter - Signup

myactivecenter.com/signup/1233:1

Centers Login Sign Up

Account credentials
Used to login into our system

Email Address
you@example.com

Confirm Email Address
you@example.com

Password
Must contain at least 6 characters

Confirm Password
Confirmation password should match

← Previous Step Sign up →

STEP THREE: Now input your email address (this will become your **username**). Create a password, and select "Signup"

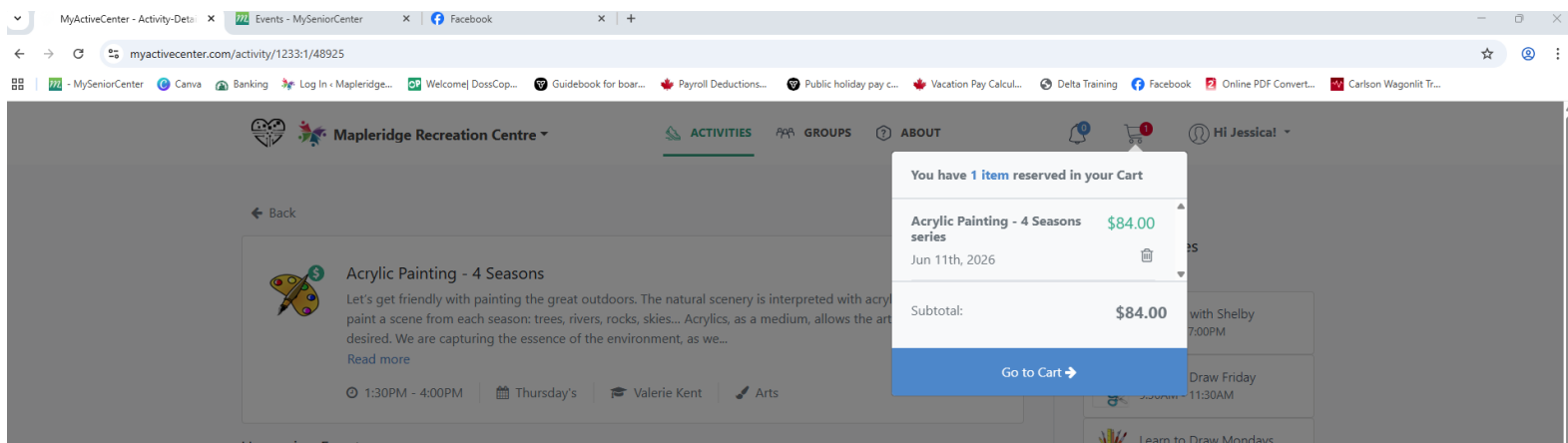
STEP 4: Once your account had been created, all program/event registrations can be completed at <https://myactivecenter.com/activities/1233:1>

The screenshot shows the MyActiveCenter website interface. At the top, there are navigation tabs for 'MyActiveCenter - Activities', 'Events - MySeniorCenter', and 'Facebook'. The main header includes the 'Mapleridge Recreation Centre' logo and navigation links for 'ACTIVITIES', 'GROUPS', and 'ABOUT'. A user profile 'Hi Jessica!' is visible in the top right. On the left, there is a 'Filters' sidebar with options for 'Price' (Paid, Free), 'EVENT TYPE' (Virtual, In Person), 'CATEGORIES' (Arts & Crafts, Health & Fitness, Recreation, Special), and 'HOURS'. The main content area is titled 'Upcoming Activities For Mapleridge Recreation Centre' and shows 33 activities. Three activities are visible: 'Acrylic Painting - 4 Seasons', 'Barre Balance', and 'Bone Building Strength & Balance'. Each activity card includes a description, a 'Read more' link, and details like date, time, frequency, teacher, and category.

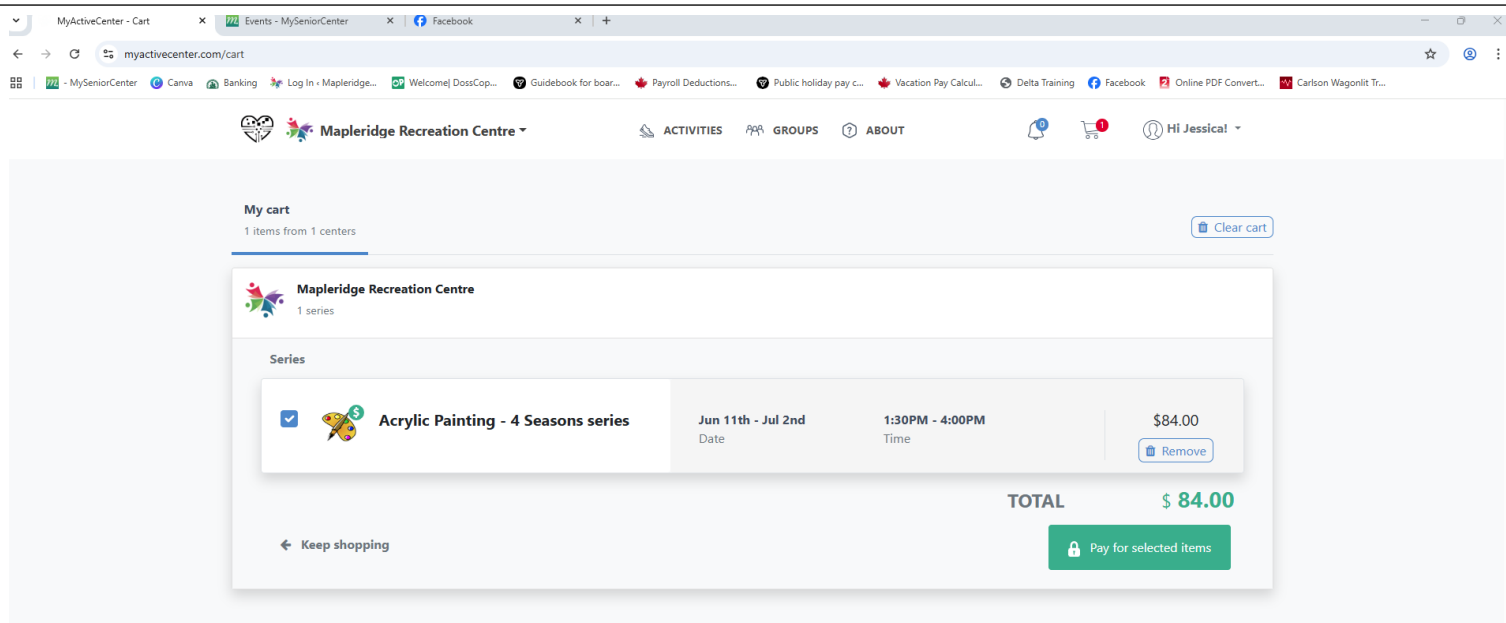
STEP 5: The main program page is displayed. Scroll down the list to explore what is being offered, OR alternatively enter the name of the program in the top left search bar.

The screenshot shows the details page for the 'Acrylic Painting - 4 Seasons' activity. The page has a 'Back' link at the top left. The activity card features a butterfly icon, a description, a 'Read more' link, and details: '1:30PM - 4:00PM', 'Thursday's', 'Valerie Kent', and 'Arts'. Below the activity card, there is an 'Upcoming Events' section showing 'Jun 11th - Jul 2nd - 4 activities' for 'Acrylic Painting - 4 Seasons series' with a price of '\$84.00', 9 available spots, and an 'Add to Cart' button. On the right, there is a 'Similar activities' section with 4 activities: 'Cooking with Shelby', 'Learn to Draw Friday', 'Learn to Draw Mondays', and 'Watercolour Painting - 4 Seasons'.

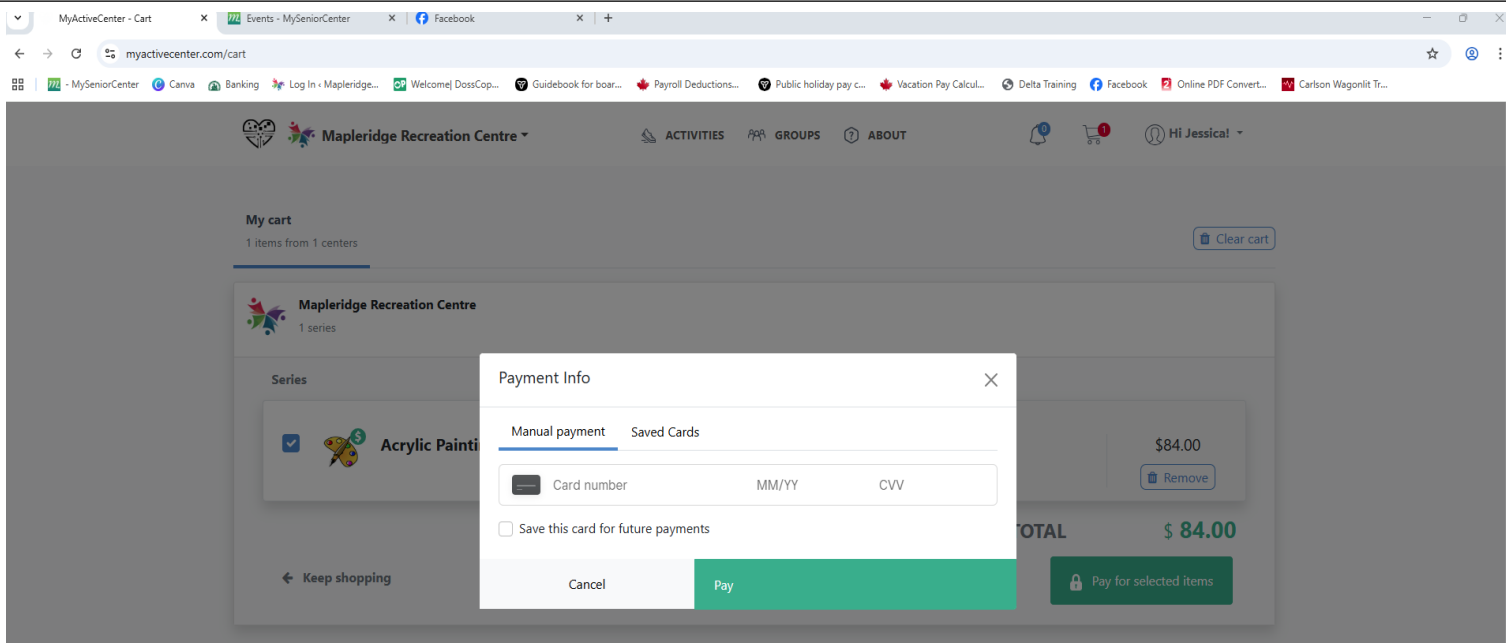
STEP 6: Click on the program to display the price, date range, teacher and program description. Verify this is the right class, and then click "Add to Cart".



STEP 7: To finalize your purchase click “go to cart”



STEP 8: Review the cart contents to ensure the selection is correct! Once confirmed, select “Pay for selected items”



STEP 9: Input credit card information and select “Pay”. A receipt will then be available.